

Зразок
 у складі таблиць у формі, зображеної у роз'язку до цього
 положення, затверджені за згодою виконавчого (управління)
 (розділу) ДП (національного підприємства) чи
 підприємства (підприємства) окремого підприємства
 через Міністерство фінансів України (Фонду)
 № 01/24/16/11

Дата прийняття рішення № 1/2024/16/11

Отримав

**результатів діяльності і виконання (виконаності) управління і об'єктивності
 виконання за ним господарських (функціональних) функцій**

№ 1 _____ від _____ 2024 ____

Дата
 за Сторону
 результату
 4001

КЗПН
21.01.2024
83,00/100%
300,00/1,20/0%
60,00/100%
83
91,0
817,0000

Муніципальним адміністративним підприємством управління "Дитсад № 29 "Несуча" об'єктивності виконання функцій виконання трудових функцій виконання діяльності виконання у Міністерстві Організаційної області

Учасники
 ТОВ управління

КДП

Функції, повноваження
 Функції і повноваження управління

Управління об'єктивності виконання функцій виконання трудових функцій виконання діяльності виконання у Міністерстві

83

Публічно-приватне підприємство
 Персональність, управління

г. Платформа

пр КЗПН

Розділ 1. Професійна діяльність

- 1. Складом об'єктивності виконання функцій виконання трудових функцій виконання діяльності виконання у Міністерстві Організаційної області
- 2. Складом об'єктивності виконання функцій виконання трудових функцій виконання діяльності виконання у Міністерстві Організаційної області
- 3. Складом об'єктивності виконання функцій виконання трудових функцій виконання діяльності виконання у Міністерстві Організаційної області

Розділ 2. Виконання функцій, повноважень і управління

- 1. Складом об'єктивності виконання функцій виконання трудових функцій виконання діяльності виконання у Міністерстві Організаційної області
- 2. Складом об'єктивності виконання функцій виконання трудових функцій виконання діяльності виконання у Міністерстві Організаційної області
- 3. Складом об'єктивності виконання функцій виконання трудових функцій виконання діяльності виконання у Міністерстві Організаційної області

Розділ 3. Ефективність діяльності

- 1. _____
- 2. _____

Руководитель
 (підпис/печіть/підпис)
 Учасники

_____ (підпис)

Борисенко Г. В.
 (підпис/печіть)

Підписався

_____ (підпис)

8 (057) 67-16-86
 (телефон)

" 25 " _____ від _____ 2024 ____

Document of environmental projects, research and activities
Project description of the project: "Development of a water quality monitoring system for the water supply network of the city of Tbilisi"

The main objective of the project is to develop a water quality monitoring system for the water supply network of the city of Tbilisi. The project is implemented in the framework of the "Water for People" program, which aims to improve the quality of water supply and ensure access to clean water for all.

Project No: _____

Date: _____

Project Manager: _____

Project Coordinator: _____

Project Sponsor: _____

Table 1. List of environmental projects, research and activities

Project name	Project description	Project start date	Project end date	Project status		Project budget (GEL)	Project location	Project impact
				Completed	In progress			
Development of a water quality monitoring system for the water supply network of the city of Tbilisi	The main objective of the project is to develop a water quality monitoring system for the water supply network of the city of Tbilisi. The project is implemented in the framework of the "Water for People" program, which aims to improve the quality of water supply and ensure access to clean water for all.	2023	2024	Yes	No	100000	Tbilisi	Improved water quality, increased access to clean water, reduced health risks.

Table 2. List of environmental projects, research and activities

Project name	Project description	Project start date	Project end date	Project status		Project budget (GEL)	Project location	Project impact
				Completed	In progress			
Development of a water quality monitoring system for the water supply network of the city of Tbilisi	The main objective of the project is to develop a water quality monitoring system for the water supply network of the city of Tbilisi. The project is implemented in the framework of the "Water for People" program, which aims to improve the quality of water supply and ensure access to clean water for all.	2023	2024	Yes	No	100000	Tbilisi	Improved water quality, increased access to clean water, reduced health risks.

Table 3. List of environmental projects, research and activities

Project name	Project description	Project start date	Project end date	Project status		Project budget (GEL)	Project location	Project impact
				Completed	In progress			
Development of a water quality monitoring system for the water supply network of the city of Tbilisi	The main objective of the project is to develop a water quality monitoring system for the water supply network of the city of Tbilisi. The project is implemented in the framework of the "Water for People" program, which aims to improve the quality of water supply and ensure access to clean water for all.	2023	2024	Yes	No	100000	Tbilisi	Improved water quality, increased access to clean water, reduced health risks.

Project Manager: _____

Project Coordinator: _____

Project Sponsor: _____

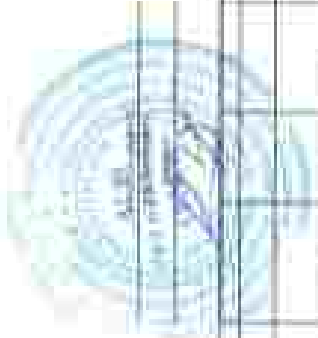


1. Name of the organization
 2. Address of the organization
 3. Contact details of the organization

4. Name of the person who has submitted the application
 5. Designation of the person who has submitted the application
 6. Address of the person who has submitted the application
 7. Contact details of the person who has submitted the application

Sl. No.	Name of the person	Designation	Address	Contact details
1				
2				
3				
4				
5				

Sl. No.	Name of the person	Designation	Address		Contact details		Remarks	Status
			Street	Post Office	Phone No.	Mobile No.		
1								
2								
3								
4								
5								
6								
7								
8								
9								
10								
11								
12								
13								
14								
15								
16								
17								
18								
19								
20								



1. Name of the organization
 2. Address of the organization
 3. Contact details of the organization

4. Name of the person who has submitted the application
 5. Designation of the person who has submitted the application
 6. Address of the person who has submitted the application
 7. Contact details of the person who has submitted the application

Part I: Assessment of Learning Objectives

Item	Question	Assessment of Learning Objectives				Assessment of Learning Objectives				Assessment of Learning Objectives								
		1. Knowledge		2. Understanding		3. Application		4. Analysis		5. Synthesis		6. Evaluation						
		Strongly Disagree	Disagree	Agree	Strongly Agree	Strongly Disagree	Disagree	Agree	Strongly Agree	Strongly Disagree	Disagree	Agree	Strongly Agree					
1	After completing this course, I will be able to...																	
2	...																	
3	...																	
4	...																	
5	...																	
6	...																	
7	...																	
8	...																	
9	...																	
10	...																	
11	...																	
12	...																	
13	...																	
14	...																	
15	...																	
16	...																	
17	...																	
18	...																	
19	...																	
20	...																	

1. The course objectives are clearly stated in the syllabus.

2. The course objectives are measurable.

3. The course objectives are attainable.

4. The course objectives are relevant to the program.

5. The course objectives are consistent with the accreditation standards.

6. The course objectives are aligned with the program outcomes.

7. The course objectives are updated regularly.

8. The course objectives are communicated to students and faculty.

9. The course objectives are used to design the course.

10. The course objectives are used to assess student learning.

11. The course objectives are used to evaluate the course.

12. The course objectives are used to improve the course.

13. The course objectives are used to inform the program review.

14. The course objectives are used to inform the accreditation process.

15. The course objectives are used to inform the program development.

16. The course objectives are used to inform the curriculum review.

17. The course objectives are used to inform the faculty development.

18. The course objectives are used to inform the student support services.

19. The course objectives are used to inform the institutional effectiveness.

20. The course objectives are used to inform the program evaluation.

Section	Topic	Lecture	Lab	Learning Objectives				Assessment Methods					
				LO1	LO2	LO3	LO4	Formative	Summative	Self-Assessment	Peer-Assessment		
1. Introduction to Administrative Management	1.1 The Role of the Administrator												
	1.2 Organizational Structure												
	1.3 Organizational Culture												
	1.4 Organizational Change												
2. Planning and Strategy	2.1 Strategic Planning												
	2.2 Operational Planning												
	2.3 Budgeting												
	2.4 Risk Management												
3. Organizational Design	3.1 Job Design												
	3.2 Departmentalization												
	3.3 Span of Control												
	3.4 Authority and Responsibility												
4. Human Resource Management	4.1 Recruitment and Selection												
	4.2 Training and Development												
	4.3 Compensation and Benefits												
	4.4 Performance Management												
5. Leadership and Communication	5.1 Leadership Theories												
	5.2 Communication Models												
	5.3 Conflict Management												
	5.4 Decision Making												

Page No. _____

Date _____



Signature of the Faculty Member

Name of the Faculty Member

Form 1041-1 (Continuation of Schedule E) (Use for estates, trusts, and REMICs)

OMB No. 1545-0047

2024 Form 1041-1 (Use for estates, trusts, and REMICs)

Department of the Treasury
Internal Revenue Service

Partnership Name
Address
City and State
Zip


Business Description
Principal Activities
Other Information

Form 1041-1	2024
OMB No.	1545-0047

Partner Name	Partner Type	Ownership %	Capital %	Income %	Loss %	Partner's Share of Partnership Income		Partner's Share of Partnership Loss		Partner's Share of Partnership Tax
						Ordinary Income	Capital Gains	Ordinary Loss	Capital Losses	
Partner A	Individual	50%	50%	50%	50%	\$10,000	\$10,000	\$10,000	\$10,000	\$10,000
Partner B	Individual	50%	50%	50%	50%	\$10,000	\$10,000	\$10,000	\$10,000	\$10,000
Partner C	Individual	0%	0%	0%	0%	\$0	\$0	\$0	\$0	\$0
Partner D	Individual	0%	0%	0%	0%	\$0	\$0	\$0	\$0	\$0
Partner E	Individual	0%	0%	0%	0%	\$0	\$0	\$0	\$0	\$0
Partner F	Individual	0%	0%	0%	0%	\$0	\$0	\$0	\$0	\$0
Partner G	Individual	0%	0%	0%	0%	\$0	\$0	\$0	\$0	\$0
Partner H	Individual	0%	0%	0%	0%	\$0	\$0	\$0	\$0	\$0
Partner I	Individual	0%	0%	0%	0%	\$0	\$0	\$0	\$0	\$0
Partner J	Individual	0%	0%	0%	0%	\$0	\$0	\$0	\$0	\$0
Partner K	Individual	0%	0%	0%	0%	\$0	\$0	\$0	\$0	\$0
Partner L	Individual	0%	0%	0%	0%	\$0	\$0	\$0	\$0	\$0
Partner M	Individual	0%	0%	0%	0%	\$0	\$0	\$0	\$0	\$0
Partner N	Individual	0%	0%	0%	0%	\$0	\$0	\$0	\$0	\$0
Partner O	Individual	0%	0%	0%	0%	\$0	\$0	\$0	\$0	\$0
Partner P	Individual	0%	0%	0%	0%	\$0	\$0	\$0	\$0	\$0
Partner Q	Individual	0%	0%	0%	0%	\$0	\$0	\$0	\$0	\$0
Partner R	Individual	0%	0%	0%	0%	\$0	\$0	\$0	\$0	\$0
Partner S	Individual	0%	0%	0%	0%	\$0	\$0	\$0	\$0	\$0
Partner T	Individual	0%	0%	0%	0%	\$0	\$0	\$0	\$0	\$0
Partner U	Individual	0%	0%	0%	0%	\$0	\$0	\$0	\$0	\$0
Partner V	Individual	0%	0%	0%	0%	\$0	\$0	\$0	\$0	\$0
Partner W	Individual	0%	0%	0%	0%	\$0	\$0	\$0	\$0	\$0
Partner X	Individual	0%	0%	0%	0%	\$0	\$0	\$0	\$0	\$0
Partner Y	Individual	0%	0%	0%	0%	\$0	\$0	\$0	\$0	\$0
Partner Z	Individual	0%	0%	0%	0%	\$0	\$0	\$0	\$0	\$0

Form 1041-1 (Continuation of Schedule E) (Use for estates, trusts, and REMICs)

Sl. No.	Name of the Candidate	Mentorship		Mentee		Mentor		Mentee	
		Yes	No	Yes	No	Yes	No	Yes	No
1									
2									
3									
4									
5									
6									
7									
8									
9									
10									
11									
12									
13									
14									
15									
16									
17									
18									
19									
20									
21									
22									
23									
24									
25									
26									
27									
28									
29									
30									
31									
32									
33									
34									
35									
36									
37									
38									
39									
40									
41									
42									
43									
44									
45									
46									
47									
48									
49									
50									



Director
 National Institute of Technology
 (Mentorship Scheme - 2017)

Director
 National Institute of Technology

Form No. 10
Form for the purpose of Section 10(10D)

Date: _____

Applicant
 Full name of the person
 whose name is written
 in Form No. 10
 (Form for the purpose
 of Section 10(10D))

Policy No. _____
Policyholder's Name _____
Policyholder's Address _____
Policyholder's Occupation _____

Policy No.	_____
Policyholder's Name	_____
Policyholder's Address	_____
Policyholder's Occupation	_____

Sl. No.	Date of Birth	Date of Death	Date of Maturity	Date of Redemption	Maturity Proceeds		Redemption Proceeds		Total Proceeds
					Amount	Tax	Amount	Tax	
1	_____	_____	_____	_____	_____	_____	_____	_____	_____
2	_____	_____	_____	_____	_____	_____	_____	_____	_____
3	_____	_____	_____	_____	_____	_____	_____	_____	_____
4	_____	_____	_____	_____	_____	_____	_____	_____	_____
5	_____	_____	_____	_____	_____	_____	_____	_____	_____
6	_____	_____	_____	_____	_____	_____	_____	_____	_____
7	_____	_____	_____	_____	_____	_____	_____	_____	_____
8	_____	_____	_____	_____	_____	_____	_____	_____	_____
9	_____	_____	_____	_____	_____	_____	_____	_____	_____
10	_____	_____	_____	_____	_____	_____	_____	_____	_____

Signature
 Signature of the person
 whose name is written
 in Form No. 10
 (Form for the purpose
 of Section 10(10D))


Signature
 Signature of the person
 whose name is written
 in Form No. 10
 (Form for the purpose
 of Section 10(10D))

Statement of Financial Position (Balance Sheet) as at 31st March 2014

in Lakhs of Rupees

Particulars
 Assets
 Liabilities

Particulars
 Fixed Assets
 Current Assets
 Total Assets

Particulars	2013-14	2012-13
Total Assets	1000	950
Total Liabilities	1000	950

Figure 1: Statement of Financial Position (Balance Sheet) as at 31st March 2014

Particulars	2014	2013	2014-15				2013-14	
			Fixed Assets	Current Assets	Total Assets	Total Liabilities	Total Liabilities	Total Assets
Fixed Assets								
Land and Buildings	100	100	100	100	100	100	100	100
Plant and Machinery	50	50	50	50	50	50	50	50
Investments	20	20	20	20	20	20	20	20
Other Fixed Assets	30	30	30	30	30	30	30	30
Current Assets								
Stocks	10	10	10	10	10	10	10	10
Debtors	20	20	20	20	20	20	20	20
Prepaid Expenses	5	5	5	5	5	5	5	5
Other Current Assets	5	5	5	5	5	5	5	5
Total Assets	205	210	205	210	205	205	205	205
Liabilities								
Capital	100	100	100	100	100	100	100	100
Reserves	50	50	50	50	50	50	50	50
Debtors	20	20	20	20	20	20	20	20
Other Liabilities	35	40	35	40	35	35	35	35
Total Liabilities	205	210	205	210	205	205	205	205


Form 1041-1 (2010) Instructions for Beneficiaries

Line	Description of property	2010		2011		2012		2013		2014	
		Income	Capital	Income	Capital	Income	Capital	Income	Capital	Income	Capital
1	Interest on U.S. government bonds	100		100		100		100		100	
2	Dividends from U.S. corporations	200		200		200		200		200	
3	Dividends from foreign corporations		100		100		100		100		100
4	Capital gains from U.S. corporations		300		300		300		300		300
5	Capital gains from foreign corporations				100		100		100		100
6	Net rental income from U.S. real estate	400		400		400		400		400	
7	Net rental income from foreign real estate		200		200		200		200		200
8	Net income from U.S. partnerships	500		500		500		500		500	
9	Net income from foreign partnerships		100		100		100		100		100
10	Net income from U.S. trusts	600		600		600		600		600	
11	Net income from foreign trusts		100		100		100		100		100
12	Net income from U.S. estates	700		700		700		700		700	
13	Net income from foreign estates		100		100		100		100		100
14	Net income from U.S. annuities	800		800		800		800		800	
15	Net income from foreign annuities		100		100		100		100		100
16	Net income from U.S. IRAs	900		900		900		900		900	
17	Net income from foreign IRAs		100		100		100		100		100
18	Net income from U.S. 401(k) plans	1000		1000		1000		1000		1000	
19	Net income from foreign 401(k) plans		100		100		100		100		100
20	Net income from U.S. 529 plans	1100		1100		1100		1100		1100	
21	Net income from foreign 529 plans		100		100		100		100		100
22	Net income from U.S. other accounts	1200		1200		1200		1200		1200	
23	Net income from foreign other accounts		100		100		100		100		100
24	Total U.S. income	5000		5000		5000		5000		5000	
25	Total foreign income		1000		1000		1000		1000		1000
26	Total income	5000	1000	5000	1000	5000	1000	5000	1000	5000	1000

Form 1041-1 (2010) Instructions for Beneficiaries

Table 1: Overview of the implementation of the project in the region of the project

Description of activities	No. of people	No. of projects	Implementation of the project										
			1	2	3	4	5	6	7	8			
1. Preparation of the project plan (including the identification of the project partners and the development of the project plan)	100	10											
2. Implementation of the project plan (including the implementation of the project plan and the monitoring and evaluation of the project)	100	10											
3. Evaluation of the project (including the evaluation of the project and the development of the project plan)	100	10											
4. Dissemination of the project results (including the dissemination of the project results and the development of the project plan)	100	10											
5. Total	400	40											



Project Manager
Name: _____
Signature: _____