

Україна  
 1 (Область підпорядкування) (назва) (адреса) (місто) (код поштової скриньки)  
 2 (назва) (адреса) (місто) (код поштової скриньки)  
 3 (назва) (адреса) (місто) (код поштової скриньки)  
 4 (назва) (адреса) (місто) (код поштової скриньки)  
 5 (назва) (адреса) (місто) (код поштової скриньки)  
 6 (назва) (адреса) (місто) (код поштової скриньки)  
 7 (назва) (адреса) (місто) (код поштової скриньки)  
 8 (назва) (адреса) (місто) (код поштової скриньки)  
 9 (назва) (адреса) (місто) (код поштової скриньки)  
 0 (назва) (адреса) (місто) (код поштової скриньки)

**Звіт**  
 про результати діяльності підприємства (назва) за період з \_\_\_\_\_ по \_\_\_\_\_

№1 \_\_\_\_\_ 2024 г.

Урядовий тип управління	Міністерство економіки України	0101
	Державне підприємство	0102
Орган, який здійснює виробництво і надання услуг	Урядовий орган виконавчої влади	0103
	Державне підприємство	0104
Публічне-приватне співтовариство	Урядовий орган виконавчої влади	0105
	Державне підприємство	0106
Підприємство з обмеженою відповідальністю	Урядовий орган виконавчої влади	0107
	Державне підприємство	0108
Підприємство з повною відповідальністю	Урядовий орган виконавчої влади	0109
	Державне підприємство	0110

Розділ 1: Розкриття статистичних даних

- Середня зарплата за період з \_\_\_\_\_ по \_\_\_\_\_
- Середня зарплата за період з \_\_\_\_\_ по \_\_\_\_\_

Розділ 2: Інформація про підприємство, яке здійснює виробництво і надання послуг

- Середня зарплата за період з \_\_\_\_\_ по \_\_\_\_\_
- Середня зарплата за період з \_\_\_\_\_ по \_\_\_\_\_
- Середня зарплата за період з \_\_\_\_\_ по \_\_\_\_\_

Розділ 3: Ефективність діяльності

- \_\_\_\_\_
- \_\_\_\_\_

Україна  
 (назва підприємства)  
 Урядове

\_\_\_\_\_

\_\_\_\_\_

№ \_\_\_\_\_

\_\_\_\_\_

\_\_\_\_\_

№1 \_\_\_\_\_ 2024 г.

**Form of Employment Entry Examination**  
 (Form of Examination of Candidates of the Ministry of National Education)

No: \_\_\_\_\_ Date: \_\_\_\_\_

**Form of Examination of Candidates of the Ministry of National Education**  
 (Form of Examination of Candidates of the Ministry of National Education)

**Examination of Candidates of the Ministry of National Education**  
 (Examination of Candidates of the Ministry of National Education)

Age: \_\_\_\_\_  
 Height: \_\_\_\_\_  
 Weight: \_\_\_\_\_  
 Blood Group: \_\_\_\_\_

ADRES	_____
TELEFON	_____
TELEFAX	_____
E-POSTA	_____
İMZA	_____

**Form of Examination of Candidates of the Ministry of National Education**  
 (Form of Examination of Candidates of the Ministry of National Education)

Sıra No	Soru No	Soru İçeriği	Doğru Cevap		Yanlış Cevap	
			Doğru	Yanlış	Doğru	Yanlış
1	1	...	...	...	...	...
2	2	...	...	...	...	...
3	3	...	...	...	...	...
4	4	...	...	...	...	...
5	5	...	...	...	...	...
6	6	...	...	...	...	...
7	7	...	...	...	...	...
8	8	...	...	...	...	...
9	9	...	...	...	...	...
10	10	...	...	...	...	...

**Form of Examination of Candidates of the Ministry of National Education**  
 (Form of Examination of Candidates of the Ministry of National Education)


Sıra No	Soru No	Soru İçeriği	Doğru Cevap		Yanlış Cevap	
			Doğru	Yanlış	Doğru	Yanlış
1	1	...	...	...	...	...
2	2	...	...	...	...	...
3	3	...	...	...	...	...
4	4	...	...	...	...	...
5	5	...	...	...	...	...
6	6	...	...	...	...	...
7	7	...	...	...	...	...
8	8	...	...	...	...	...
9	9	...	...	...	...	...
10	10	...	...	...	...	...

**Form of Examination of Candidates of the Ministry of National Education**  
 (Form of Examination of Candidates of the Ministry of National Education)

Sıra No	Soru No	Soru İçeriği	Doğru Cevap		Yanlış Cevap	
			Doğru	Yanlış	Doğru	Yanlış
1	1	...	...	...	...	...
2	2	...	...	...	...	...
3	3	...	...	...	...	...
4	4	...	...	...	...	...
5	5	...	...	...	...	...
6	6	...	...	...	...	...
7	7	...	...	...	...	...
8	8	...	...	...	...	...
9	9	...	...	...	...	...
10	10	...	...	...	...	...

**Form of Examination of Candidates of the Ministry of National Education**  
 (Form of Examination of Candidates of the Ministry of National Education)

Signature: \_\_\_\_\_  
 Date: \_\_\_\_\_

  
 Ministry of National Education  
 Directorate of National Education  
 Ankara


Particulars  
 Total  
 Total  
 Total

Assessment year: 2017-18  
 Name of the assessee: [Name]  
 Address: [Address]

Signature of the assessee  
 Date: [Date]

Particulars	Total	Income from Salary		Income from House Property		Income from Business or Profession		Income from Capital Assets		Total
		Income	Less: Deductions	Income	Less: Deductions	Income	Less: Deductions	Income	Less: Deductions	
Income from Salary	100000	100000	0	100000	0	100000	0	100000	0	100000
Income from House Property	100000	100000	0	100000	0	100000	0	100000	0	100000
Income from Business or Profession	100000	100000	0	100000	0	100000	0	100000	0	100000
Income from Capital Assets	100000	100000	0	100000	0	100000	0	100000	0	100000
<b>Total</b>	<b>400000</b>	<b>400000</b>	<b>0</b>	<b>400000</b>	<b>0</b>	<b>400000</b>	<b>0</b>	<b>400000</b>	<b>0</b>	<b>400000</b>

Particulars  
 Total  
 Total



Signature of the assessee  
 Date: [Date]

Date: \_\_\_\_\_ Page: \_\_\_\_\_ of \_\_\_\_\_

Name: \_\_\_\_\_  
 Address: \_\_\_\_\_  
 Telephone: \_\_\_\_\_  
 E-mail: \_\_\_\_\_

Department: \_\_\_\_\_  
 Institution: \_\_\_\_\_  
 City: \_\_\_\_\_

Author: \_\_\_\_\_  
 Title: \_\_\_\_\_  
 Year: \_\_\_\_\_  
 Edition: \_\_\_\_\_  
 Publisher: \_\_\_\_\_  
 Place: \_\_\_\_\_

Figure 1. Comparison of various models.

Model Name	Year	Model Structure				Model Assumptions				Model Features				Model Output	
		Inputs	Process	Outputs	Feedback	Stochastic	Deterministic	Dynamic	Static	Qualitative	Quantitative	Visual	Interactive	Simulation	Optimization
Model A	1980	5	3	2	1	Yes	No	Yes	Yes	Yes	Yes	Yes	Yes	Yes	
Model B	1985	4	2	1	0	No	Yes	No	No	No	No	No	No		
Model C	1990	6	4	3	2	Yes	Yes	Yes	Yes	Yes	Yes	Yes	Yes		
Model D	1995	3	1	0	0	No	No	No	No	No	No	No	No		
Model E	2000	7	5	4	3	Yes	Yes	Yes	Yes	Yes	Yes	Yes	Yes		
Model F	2005	4	2	1	0	No	Yes	No	No	No	No	No	No		
Model G	2010	5	3	2	1	Yes	No	Yes	Yes	Yes	Yes	Yes	Yes		
Model H	2015	6	4	3	2	Yes	Yes	Yes	Yes	Yes	Yes	Yes	Yes		
Model I	2020	8	6	5	4	Yes	Yes	Yes	Yes	Yes	Yes	Yes	Yes		

This document is a preliminary draft and is subject to change without notice. It is intended for informational purposes only and should not be used for legal or financial advice. The information contained herein is not intended to constitute an offer of any financial product or service. Please consult your financial advisor for more information. © 2023 [Company Name]. All rights reserved.

Figure 11.1 Estimated life cycle costs

Investment	Life	Estimated life cycle costs																			
		Initial investment					Operating costs														
		Year 1	Year 2	Year 3	Year 4	Year 5	Year 1	Year 2	Year 3	Year 4	Year 5										
Investment	10	100	200	300	400	500	600	700	800	900	1000	1100	1200	1300	1400	1500	1600	1700	1800	1900	2000
Operating costs	10	100	200	300	400	500	600	700	800	900	1000	1100	1200	1300	1400	1500	1600	1700	1800	1900	2000
Total	10	200	400	600	800	1000	1200	1400	1600	1800	2000	2200	2400	2600	2800	3000	3200	3400	3600	3800	4000

The above table shows the estimated life cycle costs for a project. The initial investment is the sum of the costs of the investment and the operating costs for the first year. The operating costs are the costs of the investment multiplied by the number of years the investment is expected to last. The total cost is the sum of the initial investment and the operating costs for the entire life of the investment.

The above table shows the estimated life cycle costs for a project. The initial investment is the sum of the costs of the investment and the operating costs for the first year. The operating costs are the costs of the investment multiplied by the number of years the investment is expected to last. The total cost is the sum of the initial investment and the operating costs for the entire life of the investment.

Particulars	QTY	Unit	Particulars		Particulars		Particulars		Particulars	Particulars
			Particulars	Particulars	Particulars	Particulars				
...	...	...	...	...	...	...	...	...	...	...
...	...	...	...	...	...	...	...	...	...	...
...	...	...	...	...	...	...	...	...	...	...
...	...	...	...	...	...	...	...	...	...	...
...	...	...	...	...	...	...	...	...	...	...
...	...	...	...	...	...	...	...	...	...	...
...	...	...	...	...	...	...	...	...	...	...
...	...	...	...	...	...	...	...	...	...	...
...	...	...	...	...	...	...	...	...	...	...

Particulars

Quantities and Figures

Amount

...

...

...

...

...


...

...

...

...

...



...

...



Year	1	2	3	4	5	6	7	8	9	10
2011										
2012										
2013										
2014										
2015										
2016										
2017										
2018										
2019										
2020										
2021										
2022										
2023										
2024										
2025										
2026										
2027										
2028										
2029										
2030										

1. This is a summary of the information provided in the attached documents. It is not intended to be a substitute for the original documents.

2. The information in this summary is based on the information provided in the attached documents. It is not intended to be a substitute for the original documents.

3. The information in this summary is based on the information provided in the attached documents. It is not intended to be a substitute for the original documents.

Description of the Property	Area	Area 1				Area 2				Area 3								
		1	2	3	4	1	2	3	4	1	2	3	4					
1. Residential	100																	
2. Commercial	200																	
3. Industrial	300																	
4. Agricultural	400																	
5. Forestland	500																	
6. Wetlands	600																	
7. Waterways	700																	
8. Other	800																	
9. Total	2000																	

Prepared by: [Name]

Date: [Date]

[Signature]

[Signature]



**Commission of Education, State of Ohio**  
**Official Submission for Statewide Assessment Development/Revision**

Date: \_\_\_\_\_ Page: \_\_\_\_\_ of \_\_\_\_\_

Identify the assessment development/revision project name, project lead, project sponsor, and project status (e.g., Proposed, In Progress, Completed).

**Project Name:** \_\_\_\_\_  
**Project Lead:** \_\_\_\_\_  
**Project Sponsor:** \_\_\_\_\_  
**Project Status:** \_\_\_\_\_

**Project Objectives:** \_\_\_\_\_  
**Project Description:** \_\_\_\_\_

Assessment ID	_____
Assessment Name	_____
Assessment Type	_____
Assessment Level	_____
Assessment Grade	_____
Assessment Subject	_____
Assessment Format	_____
Assessment Duration	_____
Assessment Frequency	_____
Assessment Location	_____
Assessment Date	_____
Assessment Status	_____

Item ID	Item Description	Item Type	Item Grade	Item Subject	Item Format	Item Duration	Item Frequency	Item Location	Item Date	Item Status	Item Development/Revision		Item Assessment/Reporting	
											Item Development/Revision	Item Assessment/Reporting	Item Development/Revision	Item Assessment/Reporting
1	Item 1 Description	Item 1 Type	Item 1 Grade	Item 1 Subject	Item 1 Format	Item 1 Duration	Item 1 Frequency	Item 1 Location	Item 1 Date	Item 1 Status	Item 1 Development/Revision	Item 1 Assessment/Reporting	Item 1 Development/Revision	Item 1 Assessment/Reporting
2	Item 2 Description	Item 2 Type	Item 2 Grade	Item 2 Subject	Item 2 Format	Item 2 Duration	Item 2 Frequency	Item 2 Location	Item 2 Date	Item 2 Status	Item 2 Development/Revision	Item 2 Assessment/Reporting	Item 2 Development/Revision	Item 2 Assessment/Reporting
3	Item 3 Description	Item 3 Type	Item 3 Grade	Item 3 Subject	Item 3 Format	Item 3 Duration	Item 3 Frequency	Item 3 Location	Item 3 Date	Item 3 Status	Item 3 Development/Revision	Item 3 Assessment/Reporting	Item 3 Development/Revision	Item 3 Assessment/Reporting
4	Item 4 Description	Item 4 Type	Item 4 Grade	Item 4 Subject	Item 4 Format	Item 4 Duration	Item 4 Frequency	Item 4 Location	Item 4 Date	Item 4 Status	Item 4 Development/Revision	Item 4 Assessment/Reporting	Item 4 Development/Revision	Item 4 Assessment/Reporting
5	Item 5 Description	Item 5 Type	Item 5 Grade	Item 5 Subject	Item 5 Format	Item 5 Duration	Item 5 Frequency	Item 5 Location	Item 5 Date	Item 5 Status	Item 5 Development/Revision	Item 5 Assessment/Reporting	Item 5 Development/Revision	Item 5 Assessment/Reporting
6	Item 6 Description	Item 6 Type	Item 6 Grade	Item 6 Subject	Item 6 Format	Item 6 Duration	Item 6 Frequency	Item 6 Location	Item 6 Date	Item 6 Status	Item 6 Development/Revision	Item 6 Assessment/Reporting	Item 6 Development/Revision	Item 6 Assessment/Reporting
7	Item 7 Description	Item 7 Type	Item 7 Grade	Item 7 Subject	Item 7 Format	Item 7 Duration	Item 7 Frequency	Item 7 Location	Item 7 Date	Item 7 Status	Item 7 Development/Revision	Item 7 Assessment/Reporting	Item 7 Development/Revision	Item 7 Assessment/Reporting
8	Item 8 Description	Item 8 Type	Item 8 Grade	Item 8 Subject	Item 8 Format	Item 8 Duration	Item 8 Frequency	Item 8 Location	Item 8 Date	Item 8 Status	Item 8 Development/Revision	Item 8 Assessment/Reporting	Item 8 Development/Revision	Item 8 Assessment/Reporting
9	Item 9 Description	Item 9 Type	Item 9 Grade	Item 9 Subject	Item 9 Format	Item 9 Duration	Item 9 Frequency	Item 9 Location	Item 9 Date	Item 9 Status	Item 9 Development/Revision	Item 9 Assessment/Reporting	Item 9 Development/Revision	Item 9 Assessment/Reporting
10	Item 10 Description	Item 10 Type	Item 10 Grade	Item 10 Subject	Item 10 Format	Item 10 Duration	Item 10 Frequency	Item 10 Location	Item 10 Date	Item 10 Status	Item 10 Development/Revision	Item 10 Assessment/Reporting	Item 10 Development/Revision	Item 10 Assessment/Reporting

**Project Lead:** \_\_\_\_\_  
**Project Sponsor:** \_\_\_\_\_  
**Project Description:** \_\_\_\_\_  
**Project Objectives:** \_\_\_\_\_  
**Project Status:** \_\_\_\_\_





1. The following table shows the number of people who have applied for a job in each of the following categories:

Category	Number of people	Number of people who have applied for a job in each of the following categories									
		1	2	3	4	5	6	7	8	9	10
Category 1	100	10	20	30	40	50	60	70	80	90	100
Category 2	200	20	40	60	80	100	120	140	160	180	200
Category 3	300	30	60	90	120	150	180	210	240	270	300
Category 4	400	40	80	120	160	200	240	280	320	360	400
Category 5	500	50	100	150	200	250	300	350	400	450	500
Category 6	600	60	120	180	240	300	360	420	480	540	600
Category 7	700	70	140	210	280	350	420	490	560	630	700
Category 8	800	80	160	240	320	400	480	560	640	720	800
Category 9	900	90	180	270	360	450	540	630	720	810	900
Category 10	1000	100	200	300	400	500	600	700	800	900	1000



Figure 1. (Continued) a portion of the income side sheet a business owner's

Business Activity	Date	Description	2013						Total
			1/1	2/1	3/1	4/1	5/1	6/1	
Income from operations	1/1								
Income from investments	1/1								
Income from other sources	1/1								
Total income	1/1								
Less: Expenses	1/1								
Cost of goods sold	1/1								
Operating expenses	1/1								
Depreciation	1/1								
Interest	1/1								
Charitable contributions	1/1								
State and local taxes	1/1								
Other deductions	1/1								
Total deductions	1/1								
Net income	1/1								

Accountant's Signature  
 Date

Business Owner's Signature  
 Date

CPA's Signature  
 Date

